

# South Kesteven 2018/19

The Police and Crime Commissioner  
for Lincolnshire

Lincolnshire  
COUNTY COUNCIL  
*Working for a better future*



SOUTH  
KESTEVEN  
DISTRICT  
COUNCIL

## Contacting your authorities

We can provide the information in this booklet in Braille, large type or other languages if required. Please contact SouthKesteven District Council at the address below.

### South Kesteven District Council

Council Offices, St Peter's Hill, Grantham,  
Lincolnshire, NG31 6PZ

**Council Tax enquiries:** 01476 406080 or  
email: [revenuesofficer@southkesteven.gov.uk](mailto:revenuesofficer@southkesteven.gov.uk)

**Business rates enquiries:** 01476 406080 or  
email: [ndr@southkesteven.gov.uk](mailto:ndr@southkesteven.gov.uk)

**Housing Benefit & Council Tax Support:** 01476  
406080 or email: [benefits@southkesteven.gov.uk](mailto:benefits@southkesteven.gov.uk)

**Payment line:** 0845 2340038

**General enquiries:** 01476 406080

**Anti social behaviour helpline:** 0800 1830279

**Website:** [www.southkesteven.gov.uk](http://www.southkesteven.gov.uk)

### Customer service offices:

**Grantham:** St Peter's Hill, NG31 6PZ

**Stamford:** 1 Maiden Lane, PE9 2AX

**Bourne:** South Kesteven Community Point &  
Library, 3 Abbey Road, Bourne PE10 9EF

**Market Deeping:** Deepings Community Centre,  
Douglas Road, PE6 8PA

Please call or check website for opening times

**Website:** [www.southkesteven.gov.uk](http://www.southkesteven.gov.uk)

### Lincolnshire County Council

County Offices, Newland, Lincoln LN1 1YL

**General enquiries:** 01522 552222

**Email:** [customer\\_services@lincolnshire.gov.uk](mailto:customer_services@lincolnshire.gov.uk)

**Minicom service:** 01522 552055

**Website:** [www.lincolnshire.gov.uk](http://www.lincolnshire.gov.uk)

*If you want any more information on the county  
council's budget for 2016/17, please email  
[finance@lincolnshire.gov.uk](mailto:finance@lincolnshire.gov.uk) or visit  
[www.lincolnshire.gov.uk/finance](http://www.lincolnshire.gov.uk/finance)*

### Changes and corrections to your bill

#### Please tell us if:

- > We've sent the bill to the wrong person
- > You've moved house

- > We've calculated your bill wrongly
- > We've calculated your Council Tax Support wrongly
- > You should receive: a discount; an exemption; a disabled band reduction; or Council Tax Support
- > You should no longer receive: a discount; an exemption; a disabled band reduction; or Council Tax Support

**To contact us about benefits, business rates and Council Tax, see the details on the left.**

### Benefit Fraud

We take the prevention and detection of fraud very seriously. You will be committing fraud if you make a false statement, or knowingly fail to tell us, about any changes to:

- Money held in bank accounts, savings and investments
- Income you receive
- People living in your household and their circumstances

It is essential that you tell us immediately if you have a change of circumstances by emailing [benefits@southkesteven.gov.uk](mailto:benefits@southkesteven.gov.uk)

If you suspect fraud is being committed please telephone: Housing Benefit – National Benefit Fraud Hotline 0800 854 440

Council Tax – Fraud Hotline 01476 406261

The information provided will be treated in the strictest of confidence.

### Lincolnshire Police and Crime Commissioner

Office of the Police & Crime Commissioner  
Deepdale Lane, Nettleham, Lincoln LN2 2LT

**Tel:** 01522 947192

**Fax:** 01522 558739

**Email:** [Lincolnshire-pcc@lincs.pnn.police.uk](mailto:Lincolnshire-pcc@lincs.pnn.police.uk)

#### Lincolnshire Police General Enquiries

**Tel:** 101 (your call may be recorded)

**Emergencies:** 999 and ask for police

**Minicom/textphone:** 01522 558140

**Website:** [www.lincs.police.uk](http://www.lincs.police.uk)

## Who gets the Council Tax?

South Kesteven District Council collects the Council Tax. However, we keep less than one tenth of it. We pay the rest over to Lincolnshire County Council, the Police Authority and Parish and Town Councils, as detailed on pages 6 and 16.

## What is Council Tax and who has to pay?

Council Tax is a tax on people's homes. Council and police services are paid for by income from Government grants, Council Tax, fees and other charges.

Owner occupiers and their partners usually have to pay the Council Tax bill. Where homes are rented, the tenants and their partners will have to pay. In the case of empty homes, it's normally the owner who has to pay.

The owners of these properties have to pay too:

- > Residential care homes, nursing homes and hostels or
- > Those occupied by
  - a minister of religion or a religious community
  - more than one household or
  - resident staff or asylum seekers

Please contact us if you have been made the liable person, and you believe this to be incorrect.

## What are valuation bands – can you appeal?

The Valuation Office, an executive agency of HM Revenue and Customs, has given each property a valuation band, between A and H, according to its market value in April 1991. If your property was built after April 1991, it will be valued as if it had existed then.

In common with all local authorities, South Kesteven District Council has a duty to protect the public funds it administers. We are required to participate in data matching exercises, carried out by the Audit Commission's National Fraud Initiative, to prevent and detect fraud.

Band	Market Value (at April 1991)
A	Up to £40,000
B	£40,001 - £52,000
C	£52,001 - £68,000
D	£68,001 - £88,000
E	£88,001 - £120,000
F	£120,001 - £160,000
G	£160,001 - £320,000
H	More than £320,000

### You can appeal against the valuation band if:

- > It's within six months of you becoming the taxpayer or
- > The value changes because of demolition work, a conversion, a change of use or any other physical change to the property's location

**You must carry on paying your Council Tax while your appeal is being considered.**

### For more information about valuation bands or appeals, contact:

The Listing Officer, Council Tax East  
Valuation Office Agency  
Ground Floor, Ferra's House  
Castle Meadow Road  
Nottingham, NG2 1AB  
**Telephone:** 03000 501501  
**Website:** [www.gov.uk/voa/contact](http://www.gov.uk/voa/contact)  
**Email:** [ctestat@voa.gsi.gov.uk](mailto:ctestat@voa.gsi.gov.uk)

*If your initial appeal fails, you have further avenues of appeal, which will be explained to you by the Valuation Office.*



# Council Tax explained

## Council Tax discounts

You may be able to get a discount if no-one lives in the property. The discount on furnished properties, which are no-one's sole or main residence, is 10%. A discount of 100% will be awarded for one month on any unoccupied and unfurnished property, followed by a 25% discount for a further five months. After this a full 100% charge applies if it remains unoccupied and unfurnished. If the property remains unoccupied for more than two years then a charge of 150% of the Council Tax will be payable. If a property is unoccupied and requires major structural alterations or repairs, a discount of 25% will be awarded for up to 12 months.

You can get a 25% discount on your bill if there is only one person aged 18 or over living in your home. People under 18, or in one of the groups listed below, are NOT included when counting the number of people living in your home for Council Tax purposes:

- > Most full-time students, student nurses and some apprentices
- > The partner of a student or the dependant of a student who is not a British citizen and is not allowed to work in this country or claim benefits
- > People who are long-term patients in hospital or who live in care homes
- > People who are severely mentally impaired
- > 18 and 19 year olds still eligible for child benefit
- > School and college leavers (from April to October if they are under 20 years old)
- > Low-paid care workers
- > Residents of homeless hostels or night shelters
- > Carers looking after someone who is not their partner and not a child of their own who is under 18 years old
- > Members of religious communities
- > Members of visiting armed forces and international institutions
- > Diplomats
- > People in prison (except for those in prison for

non-payment of fines or Council Tax)

### **Please contact us if:**

- > You think you should be getting a discount or
- > You are getting a discount and your circumstances have changed so that you should no longer get it.

## Council Tax exemptions

Generally, you don't have to pay Council Tax on the classes of property listed in the two sections that follow because they are exempt. Some classes do have time limits though and you may have to pay a charge after the exemption runs out. Please note that time limits run from when the circumstances of the exempt class first started to apply, and they don't re-start if the property changes hands.

### **Classes of exempt EMPTY property:**

**Class B** - owned by a charity (exempt for up to 6 months only)

**Class D** - the tax payer is in prison (except for those in prison for non-payment of fines or Council Tax)

**Class E** - the tax payer has left it to go and live in a care home

**Class F** - the tax payer has died (exempt for up to 6 months after probate granted)

**Class G** - can't be lived in by law

**Class H** - held for a minister of religion

**Class I** - the tax payer has gone to live elsewhere to receive personal care

**Class J** - the taxpayer has gone to live elsewhere to provide personal care

**Class K** - left empty by a student

**Class L** - the mortgagee has possession

**Class Q** - the taxpayer is trustee to a bankrupt

**Class R** - unused caravan pitch or boat mooring

**Class T** - unoccupied annexe to occupied property

### **Classes of exempt OCCUPIED property:**

**Class M** - student halls of residence

**Class N** - all occupiers are students, school or college leavers or non-British dependants or partners of students

**Class O** - UK armed forces accommodation

**Class P** - visiting forces accommodation

**Class S** - all occupiers are under 18

**Class U** - all occupiers are severely mentally impaired

**Class V** - main residence of a person with diplomatic privilege or immunity or

**Class W** - the annexe to a property occupied by a dependant relative.

## Penalties

You must notify us of a change in circumstances within 21 days. Failure to do so could result in a penalty of £70 being imposed.

## People with disabilities

You can get your bill reduced by one valuation band if you have a second bathroom; a second kitchen; a special room; or enough floor space to use a wheelchair indoors and the facility is necessary to meet the needs of anyone in the home who is disabled. If you qualify for this reduction, you will have to renew your application annually.

## Claiming Council Tax Support

Don't pay more Council Tax than you need to. Council Tax Support can reduce your bill by as much as 100% if one of these applies:

- > You have reached the qualifying age for pension credit,
- > You are disabled, a carer, or a war pensioner,
- > Your savings and investments are valued below £16,000; and
- > The income we have to take into account is low enough for you to qualify

Most working age claimants can only receive Council Tax Support up to 80 per cent of their council tax bill.

Even if you own your own home and are working you may still be able to get this support.

And even if you don't qualify for any help in your own right, you may be able to get another type of reduction. This is where someone on a low income is living with you, who is over 18 and not

your partner or paying rent to you. This is called Second Adult Rebate.

## Housing Benefit (help with your rent)

If you rent your home and have a low income, you may be able to claim Housing Benefit or Universal Credit to help pay your rent. Depending on where you live will determine whether you should claim Universal Credit instead of Housing Benefit, please check [www.gov.uk/universal-credit](http://www.gov.uk/universal-credit). You can visit our website [www.southkesteven.gov.uk](http://www.southkesteven.gov.uk) which includes a Benefit Calculator to indicate whether you may qualify for assistance. Alternatively, you can ring us to arrange a telephone appointment on 01476 406080.

## How to claim Council Tax Support

The quickest way to claim Council Tax Support or Second Adult Rebate is to complete the form on our website. It will automatically be sent to the Benefits section who will contact you if further information or evidence is required. Alternatively you can ring us on 01476 406080.

## Are you finding it hard to pay

This booklet contains information about many discounts, exemptions, banding reductions and benefits that can help to reduce your bill. We can advise further on any of these schemes.

If you don't qualify or are already receiving some help, and are still finding it hard to pay, contact us as soon as possible to discuss your payments. The Citizens Advice Bureau (CAB) gives free impartial advice to people struggling with various debts. [www.southkestevencab.co.uk](http://www.southkestevencab.co.uk)

It has offices in Stamford, Bourne and Grantham. The CAB Advice Line is 0344 411 1444.

The Council has the discretion to give Council Tax hardship discounts. These are given in cases of severe financial hardship. If you think this might apply to you, please contact us for more information on 01476 406080.

# Council Tax explained

## Your Council Tax this year 2018 - 19

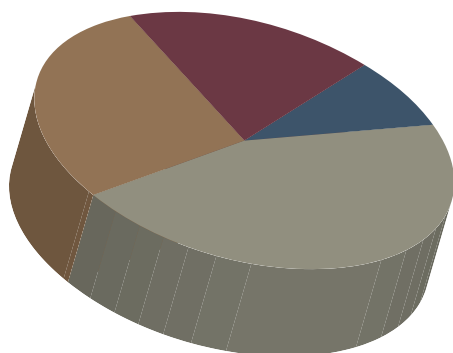
	Band A	Band B	Band C	Band D	Band E	Band F	Band G	Band H
COUNTY	£820.98	£957.81	£1094.64	£1231.47	£1505.13	£1778.79	£2052.45	£2462.94
POLICE	£144.96	£169.12	£193.28	£217.44	£265.76	£314.08	£362.40	£434.88
DISTRICT	£93.65	£109.25	£124.86	£140.47	£171.69	£202.90	£234.12	£280.94
TOTAL	£1,059.59	£1,236.18	£1,412.78	£1,589.38	£1,942.58	£2,295.77	£2,648.97	£3,178.76

In addition to the above charges you may receive a charge for Parish/Town Council expenses and Special Expenses incurred in Grantham, Stamford, Bourne, The Deepings and Langtoft. Please see the back page of this leaflet for the additional charges

The 2018/19 budgets have been prepared in line with the Council priorities which are detailed in this leaflet. The Council has taken the decision to increase it's portion of the Council Tax by £5 which equates to approximately 9p per week increase.

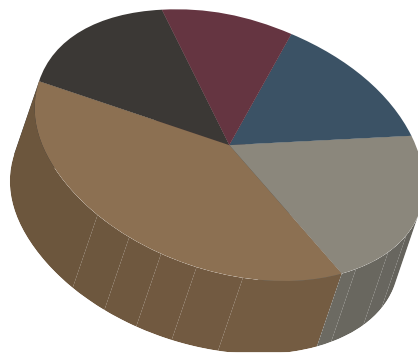
This increase will contribute towards the funding of front line services and enable investment in the delivery of the priorities. The financial outlook remains very challenging and the Council is focused on continuing to drive out savings, deliver efficiencies and introduce new ways of working to reduce costs and generate new income streams..

## Where the money comes from



Business Rates	19%
Reserves	8%
Fees & Charges	45%
Council Tax payers	28%

## How the income is spent



Housing	11%
Corporate	14%
Culture	21%
Environment	38%
Growth	16%

# Our Priorities

## Creating the environment to



### Grow the economy

- Support & facilitate the growth of business
- Enable delivery of attractive retail & leisure offer
- Easy to do business with - look to say yes
- Promote infrastructure to support growth
- Skills - high value employment
- Attractive as a destination for investment



### Promote leisure, arts and culture

- Support and enable development of a diverse economy - daytime & evening
- Enable wide ranging leisure opportunities
- Enable access to a balanced culture & arts programme
- Promote our heritage & tourism



### Keep SK clean, green and healthy

- Enable development of our parks and open spaces
- Clean and attractive street scene
- Sustain high levels of recycling
- Reduce the carbon footprint of our organisation
- Encourage active & healthy lifestyles



### Support good housing for all

- Ensure the right mixture of housing meets local needs
- Enlarge the development of lifetime homes
- Support the creation of neighbourhoods and communities
- Reduce fuel poverty



SOUTH  
KESTEVEN  
DISTRICT  
COUNCIL

## District Council finance

### Total Council Tax Budget Requirement

2017/18		2018/19
Net Expenditure £ 000		Net Expenditure £ 000
8,430	District Council tax requirement	8,784
54,117	Lincolnshire County Council tax requirement	57,287
9,476	Police & Crime Commissioner tax requirement	10,115
72,023	Total cost met by Council Taxpayers	76,186
138,900	Population	140,200
£518.52	<b>Total cost per head</b>	£543.41

### Financial Reserves and Liabilities

Reserves and Balances	Bal. 1.4.17 £ 000	In Year Adjs. £ 000	Bal. 31.3.18 £ 000	In Year Adjs. £ 000	Bal. 31.3.19 £ 000
<b>Revenue:</b>					
- General Fund	25,340	-5,027	20,313	-5,550	14,763
- Housing Revenue Account	19,406	644	20,050	-4,655	15,395
<b>Total Revenue:</b>	<b>44,746</b>	<b>-4,383</b>	<b>40,363</b>	<b>-10,205</b>	<b>30,158</b>
<b>Capital</b>					
- General Fund	5,717	1,982	7,699	-5,478	2,221
- Housing Revenue Account:	11,728	-255	11,473	2,895	14,368
<b>Total Capital</b>	<b>17,445</b>	<b>1,727</b>	<b>19,172</b>	<b>-2,583</b>	<b>16,589</b>
<b>Total Reserves and Balances</b>	<b>62,191</b>	<b>-2,656</b>	<b>59,535</b>	<b>-12,788</b>	<b>46,747</b>
External Borrowing	105,543	-3,222	102,321	-1,222	101,099
<b>Total Liabilities</b>	<b>105,543</b>	<b>-3,222</b>	<b>102,321</b>	<b>-1,222</b>	<b>101,099</b>



# Lincolnshire County Council

## Funding falls but costs increase

Lincolnshire County Council's main government funding grant will fall by £14m in each of the next two years.

By 2019, it will be just £20m, compared with £211m in 2010 - a drop of 90% over a decade.

However, the costs of providing services are increasing due to inflation and staff costs, as well as increased demand for services.

Despite these major challenges, the council's budget for 2018/19 protects vital services, meets the increased demand especially in adult social care, and supports major infrastructure projects.

Overall the council will spend £457m on services in 2018/19, including an additional £9m committed to pothole and road repairs- bringing the investment in maintaining Lincolnshire's roads to £34m.

This is made possible by reducing spending, increasing income and using money from reserves.

## Council tax

The county council's share of council tax this year will go up by 2.95%, plus the additional 2% precept for adult care (the income raised from this will be spent entirely on adult care).

We are required to include the annual percentage increase on your council tax bill in two parts – our general council tax increase and the increase to be spent on adult social care. The amount of money this equates to for each is also shown on your bill. The adult social care rise is given as a percentage of the total previous year's bill, not just the previous year's adult social care element.

This 4.95% increase means an extra £1.12 per week for a Band D property, or 74p for Lincolnshire's many Band A households.

Lincolnshire is still expected to have the third lowest council tax of all 27 English shire counties. Over the last seven years, council tax has increased by about 10%, while inflation has been 21%.

## Savings

The council will also be finding savings of £37m over the next two years, on top of £290m of savings already achieved since 2011.

Savings are being made through things like re-negotiating contracts, changing how services are delivered and using buildings that cost less to run and maintain.

## Reserves

As in previous years, the council will be using a sensible proportion of its reserves to balance the books. There is £61m available for this, although obviously this money can only be spent once. The council is drawing on £39.1m of this over the next two years.

## Still investing in Lincolnshire

The council continues to invest in major road schemes to keep the county moving and generate economic growth. This includes the £99m Lincoln Eastern Bypass and the second phase of the £81m Grantham Southern Relief Road.

Longer-term, improvements are being considered for Lincolnshire's Coastal Highway, from the A1 through Lincoln to Skegness, and future solutions to Boston's highways issues.

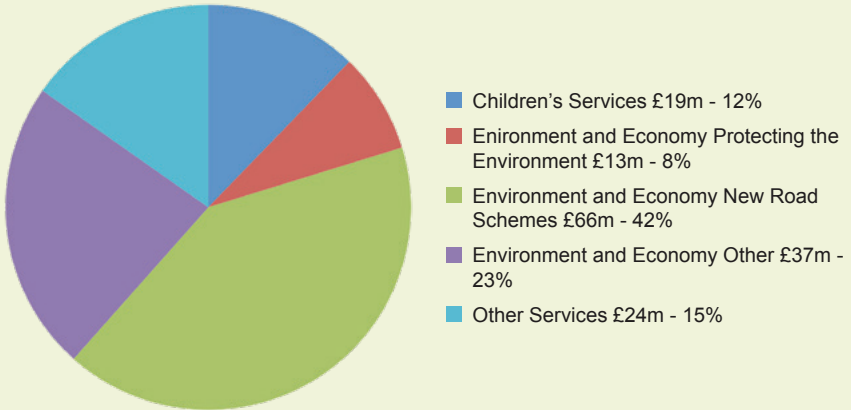
We're also continuing to renew or replace fire, gritter and waste transfer vehicles, as needed. The investment in Lincolnshire - including outside grants and contributions - will be £323m over the next two years.

## Adult care precept

The Secretary of State for Communities and Local Government has made an offer to adult social care authorities. ("Adult social care authorities" are local authorities which have functions under Part 1 of the Care Act 2014, namely county councils in England, district councils for an area in England for which there is no county council, London borough councils, the Common Council of the City of London and the Council of the Isles of Scilly.)

The offer is the option of an adult social care authority being able to charge an additional "precept" on its council tax for financial years from the financial year beginning in 2016 without holding a referendum, to assist the authority in meeting expenditure on adult social care. Subject to the annual approval of the House of Commons, the Secretary of State intends to offer the option of charging this "precept" at an appropriate level in each financial year up to and including the financial year 2019-20.

## 2018/2019 Capital Investment £159m



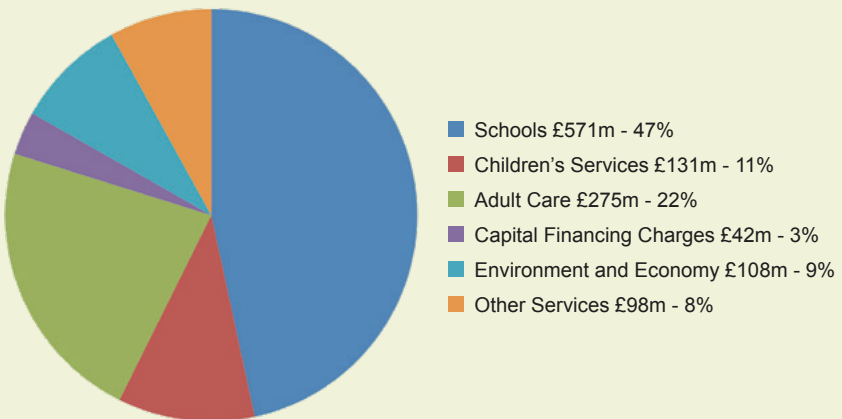
Children's Services includes: Schools modernisation and provision of School places.

Environment and Economy Protecting the Environment includes: Flood Defence and Recycling Centres.

Environment and Economy Other includes: Highways Asset Protection, Integrated Transport and Economy.

Other Services includes: Fire and Rescue, ICT and Property.

## 2018/19 Spending on Services £1,225m



Children's Services includes: Readiness for School, Learn and Achieve, Children are Safe & Healthy and Readiness for Adult Life.

Adult Care Includes: Adult Safeguarding, Adult Frailty, Long Term Conditions and Physical Disability, Carers, Adult Specialities and Wellbeing.

Environment and Economy includes: Sustaining & Developing Prosperity Through Infrastructure, Protecting & Sustaining the Environment and Sustaining & Growing Business & the Economy and Community Assets and Resilience.

Other Services includes: Protecting the Public, How We Do Our Business and Enablers & Support to Council's Outcomes, Contingency and Other Budgets.

## Where the money comes from

The table below shows how we get our total income of £1,219m:

	2018/19 £m	2018/19 %
Business Rates Retention Pilot	163.2	14
Council Tax	280.8	23
Dedicated Schools Grant	538.9	43
Grants and Contributions	156.6	13
Other Income (Fees & Charges)	79.9	7
Total	1,219.4	100

## Our Share of the Council Tax

Lincolnshire County Council has not increased its share of the Council Tax in 2018/2019. The table below shows the amount you pay towards our services. (This does not include the amounts you pay for district councils, parish councils or the Police and Crime Commissioner for Lincolnshire).

	Amount 2017/18	Amount 2018/19
Band A	£782.28	£820.98
Band B	£912.66	£957.81
Band C	£1,043.04	£1,094.64
Band D	£1,173.42	£1,231.47
Band E	£1,434.18	£1,505.13
Band F	£1,694.94	£1,778.79
Band G	£1,955.70	£2,052.45
Band H	£2,346.84	£2,462.94

## Our borrowing

Like most local authorities, we borrow money to pay for long-term investment in the county's roads, schools and buildings. On 31 March 2017 we owed £482m. Annual repayments on that borrowing remain well within the Council's prudent limit of 10% of total income.

## Flood Defence

The Environment Agency is responsible for protecting people and property against flooding from sea and rivers. The majority of its funding comes from the Department for the Environment and Rural Affairs (Defra), but Lincolnshire County Council is also making a contribution of £0.226m for 2018/19 (£0.634m for 2017/18).



## What you actually pay for services

	Spending £m	Income £m	Spending minus Income £m	Estimated cost per resident £
2018/19				
Children's Services	163.3	20.8	142.5	191.74
Schools	573.6	573.6	0.0	0.00
Adult Care and Community Wellbeing	285.1	91.9	193.2	259.93
Environment and Economy	189.7	28.9	160.8	216.25
Other Services	70.3	59.2	11.1	14.92
Pension Contribution from Services	-26.4	0.0	-26.4	-35.46
*Capital projects adjustment-see note below	-30.3	-6.2	-24.1	-32.37
Total planned Spending	1,225.3	768.2	457.1	615.01
Contributions to/from savings	-5.9	0.0	-5.9	-7.90
Budget Requirement	1,219.4	768.2	451.2	607.11

Children's Services includes: Readiness for School, Learn and Achieve, Children are Safe & Healthy and Readiness for Adult Life.

Adult Care and Community Wellbeing Includes: Adult Care, Adult Frailty and Long Term Conditions Specialist Adult Services, Health Improvement, Prevention and Self-Management, Housing Related Support and Prevention and Treatment of Substance Misuse.

Environment and Economy includes: Sustaining & Developing Prosperity Through Infrastructure, Protecting & Sustaining the Environment, Sustaining & Growing Business & the Economy and Community Resilience & Assets.

Other Services includes: Protecting the Public, How We Do Our Business and Enablers & Support to Council's Outcomes and Other Budgets.

	Spending £m	Income £m	Spending minus Income £m	Estimated cost per resident £
2017/18				
Children's Services	150.2	19.5	130.7	177.22
Schools	550.7	550.7	0.0	0.00
Adult Care and Community Wellbeing	261.6	97.4	164.2	222.93
Environment and Economy	152.8	13.6	139.2	188.78
Other Services	78.0	12.0	66.0	89.65
Pension Contribution from Services	-6.1	0.0	-6.1	-8.30
*Capital projects adjustment-see note below	-44.5	-5.8	-38.7	-52.53
Total planned Spending	1,142.7	687.40	455.30	617.75
Contributions to/from savings	-18.0	0.00	-18.00	-24.39
Budget Requirement	1,124.7	687.40	437.30	593.36

Children's Services includes: Readiness for School, Learn and Achieve, Children are Safe & Healthy and Readiness for Adult Life.

Adult Care and Community Wellbeing Includes: Adult Care, Adult Frailty and Long Term Conditions Specialist Adult Services, Health Improvement, Prevention and Self-Management, Housing Related Support and Prevention and Treatment of Substance Misuse.

Environment and Economy includes: Sustaining & Developing Prosperity Through Infrastructure, Protecting & Sustaining the Environment and Sustaining & Growing Business & the Economy.

Other Services includes: Protecting the Public, How We Do Our Business and Enablers & Support to Council's Outcomes and Other Budgets.

\* The difference between what we spend on capital projects and the charges which we must include in spending on services.

NOTE: The use of a minus (-) in front of a figure shows that income has been received and therefore taken off total spending.

*A Message from*

# The Police and Crime Commissioner for Lincolnshire

**MARC JONES**



KEEPING the communities of Lincolnshire feeling safe and being safe has been, and will continue to be, my top priority as your Police and Crime Commissioner.

I will continue to press the case with Government for fair and sustainable funding to ensure Lincolnshire residents continue to receive the best possible service from Lincolnshire Police.

That said, I expect current funds to be spent efficiently and effectively. We all wish to see frontline officers deployed quickly, with the right equipment, and to spend as much time as possible in the field reassuring communities, preventing and fighting crime.

Investment has been made to do just that with a purchase of a new fleet of 4X4 vehicles, followed by the creation of a drone 'squad' equipped with thermal imaging technology which has already proved its worth in saving life and apprehending suspects.

Each officer and PCSO now carries a hand-held computer providing them with the ability to check records, complete forms and crucially stay out of an office and in the community for longer.

In recent months the force capability has increased further with the purchase of all-terrain vehicles to help to protect some of our more remote communities, hidden heritage and combat rural crime.

I have confirmed an investment of £400,000 in the latest Automatic Number Plate Recognition equipment for police vehicles which puts crime fighting information at their fingertips and

enables them to protect themselves and the public from serious harm.

All of these investments are designed to ensure that our force has the capability to help protect our communities as well as find, intercept and arrest criminals wherever and whenever they try to strike.

A multi-million pound investment in a vital command and control system will be made in coming months. This will transform the ability of the force to deploy officers to incidents more effectively than ever before, getting assistance to those in need as quickly as possible.

I will continue to look at new ways to create an even more effective force, equipped with the best technology available, to ensure we keep our communities and residents safe.

All this has been done in the face of challenging financial realities. Our central Government grant remains static again – but with an average of less than a 23p per week increase in Council Tax and the use of £5.1m from reserves I am confident the Chief Constable can maintain a strong force.

With the combination of the latest technology, innovative thinking and a stronger presence by our officers on the streets Lincolnshire will continue to be one of the safest counties in the UK.



**Marc Jones**  
**POLICE & CRIME COMMISSIONER**  
LINCOLNSHIRE – SAFER TOGETHER



**Marc Jones**  
**POLICE & CRIME COMMISSIONER**  
LINCOLNSHIRE – SAFER TOGETHER

I am always keen to hear from the people of Lincolnshire.

You can contact me in the following ways:

Web: [www.lincolnshire-pcc.gov.uk](http://www.lincolnshire-pcc.gov.uk)

Phone: **01522 947192**

Email: [Lincolnshire-pcc@lincs.pnn.police.uk](mailto:Lincolnshire-pcc@lincs.pnn.police.uk)

You can write to me at:

**Office of the Police and Crime Commissioner**

Lincolnshire Police Headquarters,  
Deepdale Dale, Nettleham,  
Lincoln. LN2 2LT

Property Band	Cost last year (£)	Increase this year (£)	Cost this year (£)	Increase per week (pence)
A	136.98	7.98	144.96	15
B	159.81	9.31	169.12	18
C	182.64	10.64	193.28	20
D	205.47	11.97	217.44	23
E	251.13	14.63	265.76	28
F	296.79	17.29	314.08	33
G	342.45	19.95	362.40	38
H	410.94	23.94	434.88	46

## What money do we receive and how is it spent?

The Police and Crime Commissioner's total funding for 2018/19 is budgeted to be £122.7 million.

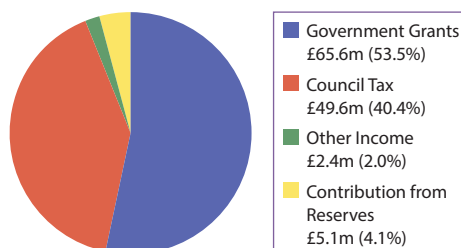
The majority of this income (53.5%) comes from government grants, 40.4% comes from council tax.

The majority of the budgeted expenditure is spent on the direct cost of employing police officers, with the rest spent on support staff, vehicles and the other services they need to perform their duties.

### Income

Government Grants	53.5%	£65.6m
Council Tax	40.4%	£49.6m
Other Income	2.0%	£2.4m
Contribution from Reserves	4.1%	£5.1m
<b>Total</b>	<b>100.0%</b>	<b>£122.7m</b>

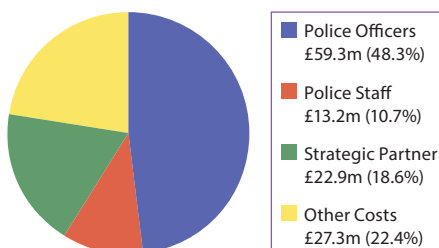
Income (in £ millions)



### Expenditure

Police Officers	48.3%	£59.3m
Police Staff	10.7%	£13.2m
Strategic Partner	18.6%	£22.9m
Other Costs	22.4%	£27.3m
<b>Total</b>	<b>100.0%</b>	<b>£122.7m</b>

Expenditure (in £ millions)



Town and Parish Precepts

Town or Parish	2018/19 Parish Precept	2018/19 Allocated C Tax support grant	2018/19 Total	Band D equiv.	Town or Parish	2018/19 Parish Precept	2018/19 Allocated C Tax support grant	2018/19 Total	Band D equiv.
Town and Parish Councils	£	£	£	£		£	£	£	£
Grantham	44,277	1,723	46,000	4.05	Harlaxton	17,407	136	17,543	52.50
Stamford	496,102	6,925	503,027	70.74	Heydour	4,979	40	5,019	32.40
Bourne	148,324	1,248	149,572	27.36	Honington	0	0	0	-
Market Deeping	208,298	2,663	210,961	95.22	Horbling	0	0	0	-
Allington	17,781	219	18,000	51.12	Hougham	1,982	18	2,000	24.93
Ancaster	25,791	534	26,325	46.44	Hough on the Hill	6,190	60	6,250	37.17
Aslackby & Loughton	3,431	69	3,500	32.49	Ingoldsby	4,657	0	4,657	41.04
Barholm & Stowe	300	0	300	9.00	Irnham	1,500	0	1,500	13.68
Barkston & Syston	13,102	178	13,280	53.82	Kirkby Underwood	2,962	18	2,980	37.17
Barrowby	34,780	584	35,364	49.41	Langtoft	21,801	107	21,908	29.07
Baston	12,556	116	12,672	21.60	Lenton, Keisby & Osgodby	450	0	450	7.11
Belton & Manthorpe	2,000	0	2,000	9.99	Little Bytham	3,934	66	4,000	35.19
Billingborough	13,851	304	14,155	30.06	Little Ponton & Stroxton	592	8	600	8.82
Bitchfield & Bassingthorpe	0	0	0	-	Londonthorpe & Harrowby without	30,506	494	31,000	18.09
Boothby Pagnell	750	0	750	12.15	Long Bennington	41,937	218	42,155	45.36
Braceborough & Wilsthorpe	2,719	0	2,719	19.35	Marston	4,754	16	4,770	31.05
Burton Coggles	200	0	200	4.95	Morton & Hanthorpe	13,387	113	13,500	16.38
Careby, Aunby & Holywell	600	0	600	8.10	Old Somerby	2,531	23	2,554	27.81
Carlby	8,618	72	8,690	42.39	Pickworth	1,500	0	1,500	19.71
Carlton Scroop & Normanton	7,330	70	7,400	59.58	Pointon & Sempringham	5,000	50	5,050	25.65
Castle Bytham	12,895	105	13,000	44.10	Rippingale	17,803	181	17,984	52.47
Caythorpe	28,722	363	29,085	56.34	Ropsley, Humby, Braceby & Sapperton	9,898	102	10,000	31.50
Claypole	18,271	79	18,350	35.82	Sedgebrook	8,981	19	9,000	63.45
Colsterworth, Gunby, Stainby & North Witham	33,237	245	33,482	44.73	Skillington	4,732	68	4,800	36.45
Corby Glen	10,934	66	11,000	27.27	South Witham	22,760	600	23,360	50.04
Counthorpe & Creeton	0	0	0	-	Stoke Rochford & Easton	4,000	0	4,000	50.13
Deeping St. James	132,482	1,170	133,652	54.18	Stubton	1,189	11	1,200	15.93
Denton	5,489	11	5,500	45.63	Swayfield	2,922	29	2,951	20.61
Dowsby	1,918	82	2,000	36.54	Swinstead	3,228	102	3,330	38.97
Dunsby	700	0	700	16.11	Tallington	4,580	0	4,580	16.56
Edenham	2,713	37	2,750	24.39	Thurby	18,837	163	19,00	23.49
Fenton	0	0	0	-	Toft, Lound & Manthorpe	0	0	0	-
Folkingham	10,620	171	10,791	38.70	Uffington	3,977	23	4,000	12.69
Foston	11,013	79	11,092	50.85	Welby	1,545	0	1,545	19.71
Fulbeck	6,970	58	7,028	31.95	Westborough & Dry	1,983	17	2,000	13.68
Greatford	3,300	0	3,300	25.83	Doddington				
Great Gonerby	23,729	900	24,629	32.58	West Deeping	3,750	50	3,800	31.77
Great Ponton	7,403	97	7,500	60.03	Witham-on-the-Hill	1,869	22	1,891	18.72
Haconby & Stainfield	1,535	14	1,549	8.37	Woolthorpe	6,357	143	6,500	47.97
					Wyville-cum-Hungerton	400	0	400	20.16
Sub Total	1,352,741	18,182	1,370,923		Total	1,637,621	21,079	1,658,700	