



Rural Housing Needs Survey 2014

Carlby Parish Summary of Results

This report is printed in mainly Arial, font size 12. If you require a copy in larger print, please contact Michael Barker by phoning 07968 266479 or email easternfarmimplements@outlook.com

1 Background

In December 2014 a 'rural housing needs survey' questionnaire was sent out to all the residential households within the parish of Carlby: Carlby Village

The purpose of this survey was to assess the housing needs of Carlby in respect of affordable housing.

186 questionnaires were sent out and 78 were returned giving a response rate of 41.9%

Note: There may appear to be some anomalies in the results. This is because some of the questions had multiple choice answers and some were not completely answered or were filled in incorrectly.

The following results have not been extrapolated.

2 Summary of Results

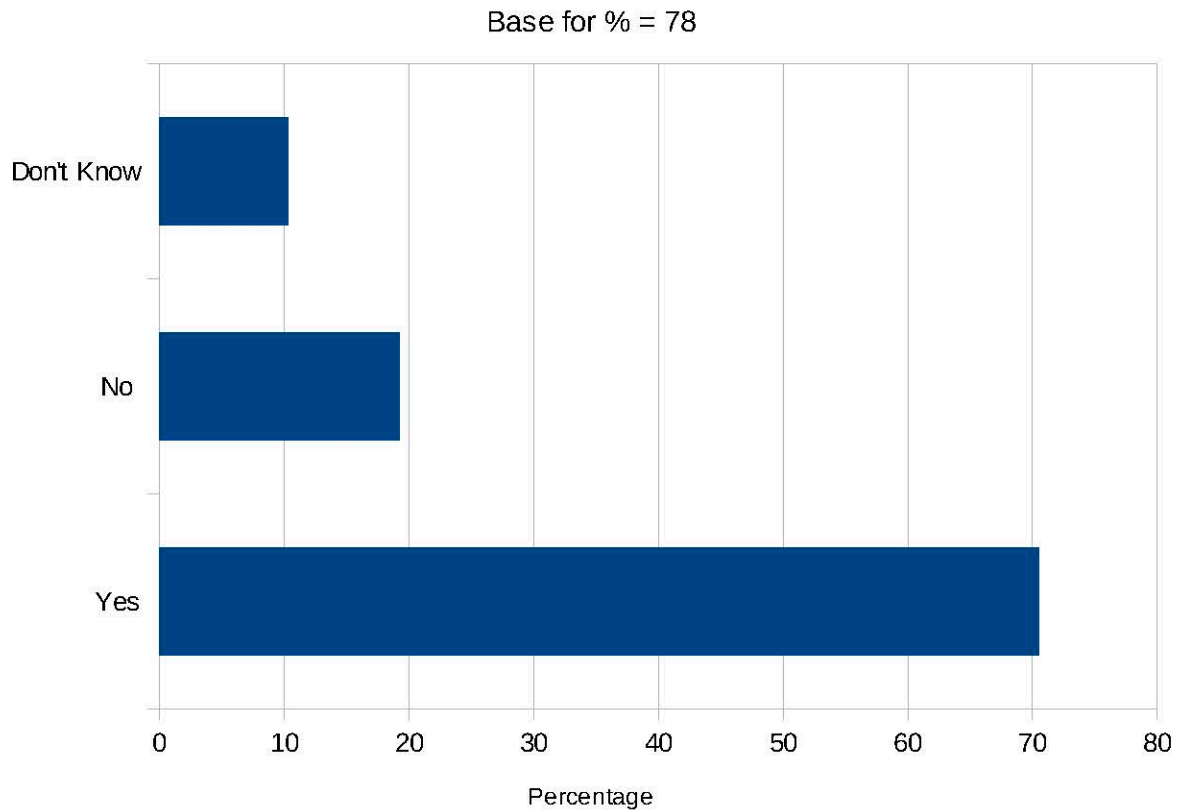
2.1 Current Local Housing Need

The first section of the questionnaire asked respondents about their current living arrangements and the state of housing in the local area.

Respondents were asked whether they would be in favour of a scheme; the majority (71%) were in favour of a small development of affordable housing being built with their parish to meet the needs of local residents.

Figure 1:

Q4. If there was a local need identified, would you be in favour of a SMALL scheme (average 6-12 units) of new affordable homes for rent/ New Build HomeBuy* in the parish, for LOCAL people?



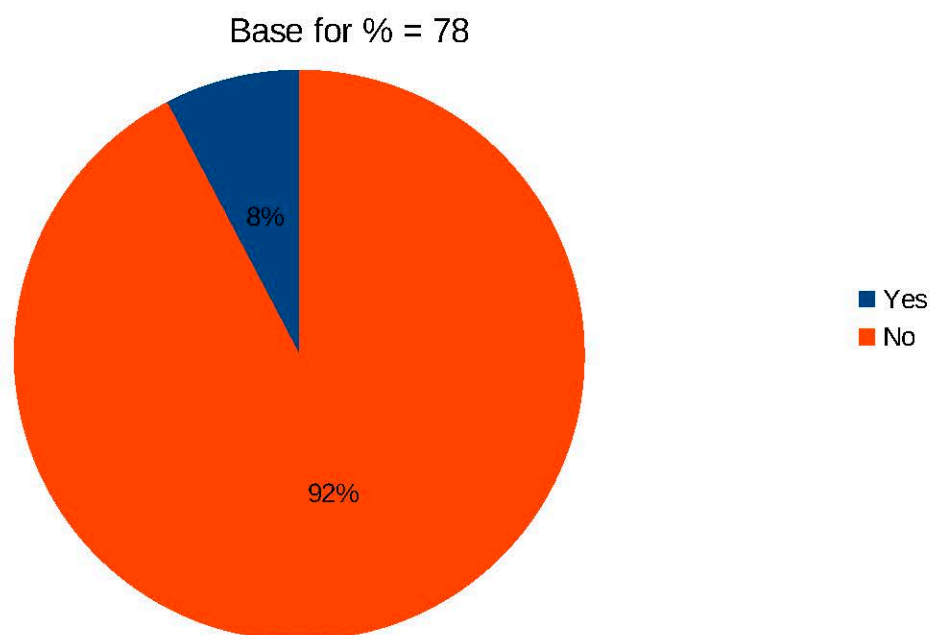
2.2 Requirement for Affordable Housing

We then asked whether respondents would require housing under such a scheme themselves. Six (8%) of the 78 respondents indicated that they currently had a need for housing in the area.

Figure 2:

If you are in need of affordable housing in the parish, please complete pages 3-5

Respondents who completed pages 3-5



2.3 Housing Requirements & Current Situation

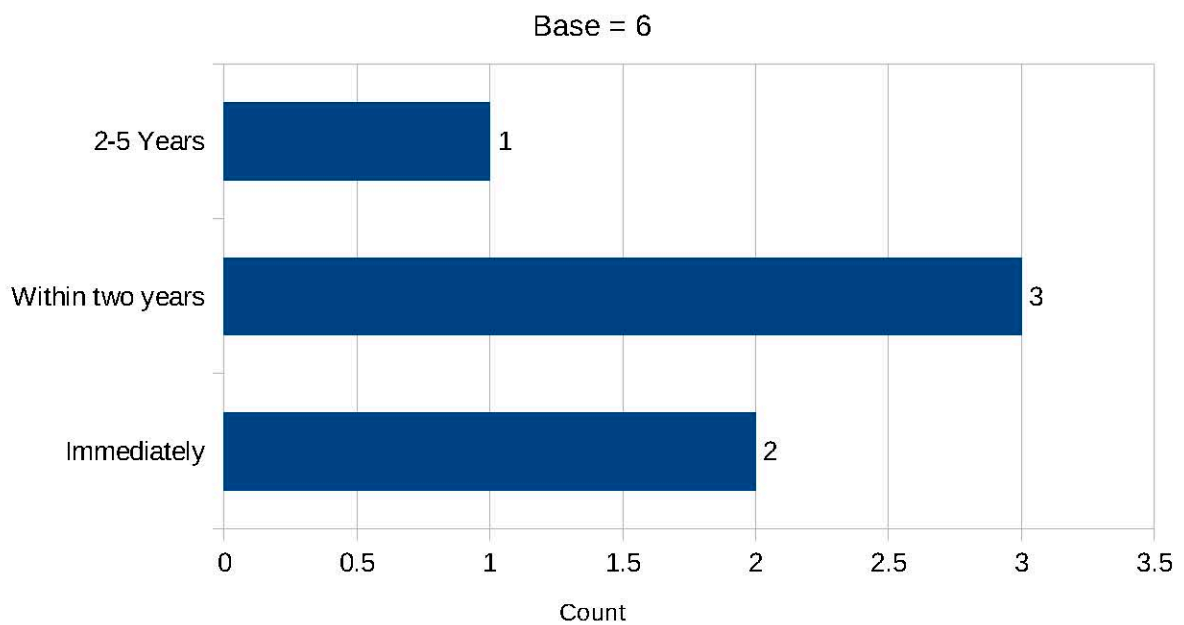
We asked the six respondents who required affordable housing further questions about their current situation, what type of accommodation they would require and when it would be needed.

Four of the individuals were currently living with family and all six were looking for a New Build HomeBuy property in the parish.

Five of the six respondents required the new accommodation before December 2016.

Figure 3:

Q5 Part 2 When will you require alternative accommodation?



2.4 Household Income

The final section sought details of the respondent's household income to provide an indicator of affordability. The table below shows the total annual income withing each of the 6 households.

Table 1:

Q12 What is your basic annual household income (pre tax)?

Total Annual Income	No. of Respondents
Under £14,999	1
£15,000 - £19,999	-
£20,000 - £24,999	2
£25,000 - £29,999	2
£30,000 - £39,999	1
Base = 6	

3 Other Housing Issues

All respondents were invited to highlight any other issues around development in the village.

The majority (67%) of the respondents expressed a need for a village shop. Further details of these responses are held by Eastern Farm Implements Ltd.