

South Kesteven 2017/18



The Police and Crime Commissioner
for Lincolnshire

Lincolnshire
COUNTY COUNCIL
Working for a better future



Contacting your authorities

We can provide the information in this booklet in Braille, large type or other languages if required. Please contact SouthKesteven District Council at the address below.

South Kesteven District Council

Council Offices, St Peter's Hill, Grantham,
Lincolnshire, NG31 6PZ

Council Tax enquiries: 01476 406080 or
email: revenuesofficer@southkesteven.gov.uk

Business rates enquirers: 01476 406080 or
email: ndr@southkesteven.gov.uk

Housing Benefit & Council Tax Support: 01476
406080 or email: benefits@southkesteven.gov.uk

Payment line: 0845 2340038

General enquiries: 01476 406080

Anti social behaviour helpline: 0800 1830279

Website: www.southkesteven.gov.uk

Customer service offices:

Grantham: St Peter's Hill, NG31 6PZ

Stamford: 1 Maiden Lane, PE9 2AX

Bourne: South Kesteven Community Point &
Library, 3 Abbey Road, Bourne PE10 9EF

Market Deeping: Deepings Community Centre,
Douglas Road, PE6 8PA

Please call or check website for opening times

Website: www.southkesteven.gov.uk

Lincolnshire County Council

County Offices, Newland, Lincoln LN1 1YL

General enquiries: 01522 552222

Email: customer_services@lincolnshire.gov.uk

Minicom service: 01522 552055

Website: www.lincolnshire.gov.uk

If you want any more information on the county council's budget for 2016/17, please email finance@lincolnshire.gov.uk or visit www.lincolnshire.gov.uk/finance

Changes and corrections to your bill

Please tell us if:

- > We've sent the bill to the wrong person
- > You've moved house
- > We've calculated your bill wrongly
- > We've calculated your Council Tax Support wrongly
- > You should receive: a discount; an exemption; a disabled band reduction; or Council Tax Support
- > You should no longer receive: a discount; an exemption; a disabled band reduction; or Council Tax Support

To contact us about benefits, business rates and Council Tax, see the details on the left.

We are targetting benefit thieves!

We are determined to reduce benefit fraud in our area, if you have a Benefit change of circumstances TELL US.... at benefits@southkesteven.gov.uk or any information that might help us to reduce benefit fraud TELL US.... information provided will be treated in the strictest of confidence. To report a Housing Benefit fraud telephone 0800 854 440 or go on line using www.gov.uk/report-benefit-fraud#before-you-start. If you think someone is making a fraudulent claim for Council Tax Support, a single person discount or other exemption please contact us on 01476 406080 ext 6340.

Lincolnshire Police and Crime Commissioner

Office of the Police & Crime Commissioner
Deepdale Lane, Nettleham, Lincoln LN2 2LT
Tel: 01522 947192

Fax: 01522 558739

Email: Lincolnshire-pcc@lincs.pnn.police.uk

Lincolnshire Police General Enquiries

Tel: 101 (your call may be recorded)

Emergencies: 999 and ask for police

Minicom/textphone: 01522 558140

Website: www.lincs.police.uk

Who gets the Council Tax?

South Kesteven District Council collects the Council Tax. However, we keep less than one tenth of it. We pay the rest over to Lincolnshire County Council, the Police Authority and Parish and Town Councils, as detailed on pages 6 and 16.

What is Council Tax and who has to pay?

Council Tax is a tax on people's homes. Council and police services are paid for by income from Government grants, Council Tax, fees and other charges.

Owner occupiers and their partners usually have to pay the Council Tax bill. Where homes are rented, the tenants and their partners will have to pay. In the case of empty homes, it's normally the owner who has to pay.

The owners of these properties have to pay too:

- > Residential care homes, nursing homes and hostels or
- > Those occupied by
 - a minister of religion or a religious community
 - more than one household or
 - resident staff or asylum seekers

Please contact us if you have been made the liable person, and you believe this to be incorrect.

What are valuation bands – can you appeal?

The Valuation Office, an executive agency of HM Revenue and Customs, has given each property a valuation band, between A and H, according to its market value in April 1991. If your property was built after April 1991, it will be valued as if it had existed then.

In common with all local authorities, South Kesteven District Council has a duty to protect the public funds it administers. We are required to participate in data matching exercises, carried out by the Audit Commission's National Fraud Initiative, to prevent and detect fraud.

Band	Market Value (at April 1991)
A	Up to £40,000
B	£40,001 - £52,000
C	£52,001 - £68,000
D	£68,001 - £88,000
E	£88,001 - £120,000
F	£120,001 - £160,000
G	£160,001 - £320,000
H	More than £320,000

You can appeal against the valuation band if:

- > It's within six months of you becoming the taxpayer or
- > The value changes because of demolition work, a conversion, a change of use or any other physical change to the property's location

You must carry on paying your Council Tax while your appeal is being considered.

For more information about valuation bands or appeals, contact:

The Listing Officer, Council Tax East
 Valuation Office Agency
 Ground Floor, Ferrers House
 Castle Meadow Road
 Nottingham, NG2 1AB
Telephone: 03000 501501
Website: www.gov.uk/voa/contact
Email: ctestat@voa.gsi.gov.uk

If your initial appeal fails, you have further avenues of appeal, which will be explained to you by the Valuation Office.

Council Tax discounts

You may be able to get a discount if no-one lives in the property. The discount on furnished properties, which are no-one's sole or main residence, is 10%. A discount of 100% will be awarded for one month on any unoccupied and unfurnished property, followed by a 25% discount for a further five months. After this a full 100% charge applies if it remains unoccupied and unfurnished. If the property remains unoccupied for more than two years then a charge of 150% of the Council Tax will be payable. If a property is unoccupied and requires major structural alterations or repairs, a discount of 25% will be awarded for up to 12 months.

You can get a 25% discount on your bill if there is only one person aged 18 or over living in your home. People under 18, or in one of the groups listed below, are NOT included when counting the number of people living in your home for Council Tax purposes:

- > Most full-time students, student nurses and some apprentices
- > The partner of a student or the dependant of a student who is not a British citizen and is not allowed to work in this country or claim benefits
- > People who are long-term patients in hospital or who live in care homes
- > People who are severely mentally impaired
- > 18 and 19 year olds still eligible for child benefit
- > School and college leavers (from April to October if they are under 20 years old)
- > Low-paid care workers
- > Residents of homeless hostels or night shelters
- > Carers looking after someone who is not their partner and not a child of their own who is under 18 years old
- > Members of religious communities
- > Members of visiting armed forces and international institutions
- > Diplomats
- > People in prison (except for those in prison for

non-payment of fines or Council Tax)

Please contact us if:

- > You think you should be getting a discount or
- > You are getting a discount and your circumstances have changed so that you should no longer get it.

Council Tax exemptions

Generally, you don't have to pay Council Tax on the classes of property listed in the two sections that follow because they are exempt. Some classes do have time limits though and you may have to pay a charge after the exemption runs out. Please note that time limits run from when the circumstances of the exempt class first started to apply, and they don't re-start if the property changes hands.

Classes of exempt EMPTY property:

Class B - owned by a charity (exempt for up to 6 months only)

Class D - the tax payer is in prison (except for those in prison for non-payment of fines or Council Tax)

Class E - the tax payer has left it to go and live in a care home

Class F - the tax payer has died (exempt for up to 6 months after probate granted)

Class G - can't be lived in by law

Class H - held for a minister of religion

Class I - the tax payer has gone to live elsewhere to receive personal care

Class J - the taxpayer has gone to live elsewhere to provide personal care

Class K - left empty by a student

Class L - the mortgagee has possession

Class Q - the taxpayer is trustee to a bankrupt

Class R - unused caravan pitch or boat mooring

Class T - unoccupied annexe to occupied property

Classes of exempt OCCUPIED property:

Class M - student halls of residence

Class N - all occupiers are students, school or college leavers or non-British dependants or partners of students

Class O - UK armed forces accommodation

Class P - visiting forces accommodation

Class S - all occupiers are under 18

Class U - all occupiers are severely mentally impaired

Class V - main residence of a person with diplomatic privilege or immunity or

Class W - the annexe to a property occupied by a dependant relative.

Penalties

You must notify us of a change in circumstances within 21 days. Failure to do so could result in a penalty of £70 being imposed.

People with disabilities

You can get your bill reduced by one valuation band if you have a second bathroom; a second kitchen; a special room; or enough floor space to use a wheelchair indoors and the facility is necessary to meet the needs of anyone in the home who is disabled.

If you qualify for this reduction, you will have to renew your application annually.

Claiming Council Tax Support

Don't pay more Council Tax than you need to. Council Tax Support can reduce your bill by as much as 100% if one of these applies:

- > You have reached the qualifying age for pension credit,
- > You are disabled, a carer, or a war pensioner,
- > Your savings and investments are valued below £16,000; and
- > The income we have to take into account is low enough for you to qualify

Most working age claimants can only receive Council Tax Support up to 80 per cent of their council tax bill.

Even if you own your own home and are working you may still be able to get this support.

And even if you don't qualify for any help in your

own right, you may be able to get another type of reduction. This is where someone on a low income is living with you, who is over 18 and not your partner or paying rent to you. This is called Second Adult Rebate.

Housing Benefit (help with your rent)

If you rent your home and have a low income, you could get Housing Benefit to help you pay your rent. Contact us using the details on page 2 or visit our website which includes a Benefit Calculator which will indicate whether you may qualify for assistance.

How to claim Council Tax Support

The easiest way to claim Housing Benefit, Council Tax Support or Second Adult Rebate is to book an appointment with one of our team. If you have all the information we need it is usually possible for us to process your claim straight away. Please ask us what this information is when you book your appointment. See our contact details on page 2.

Are you finding it hard to pay

This booklet contains information about many discounts, exemptions, banding reductions and benefits that can help to reduce your bill. We can advise further on any of these schemes.

If you don't qualify or are already receiving some help, and are still finding it hard to pay, contact us as soon as possible to discuss your payments.

The Citizens Advice Bureau (CAB) gives free impartial advice to people struggling with various debts. www.southkestevencab.co.uk
It has offices in Stamford, Bourne and Grantham. The CAB Advice Line is 0344 411 1444.

The Council has the discretion to give Council Tax hardship discounts. These are given in cases of severe financial hardship. If you think this might apply to you, please contact us for more information on 01476 406080.

Council Tax explained

Your Council Tax this year 2017 - 18

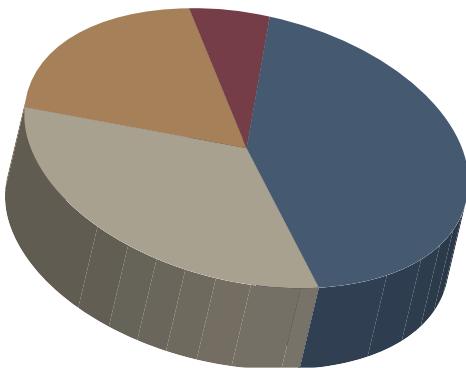
	Band A	Band B	Band C	Band D	Band E	Band F	Band G	Band H
COUNTY	£782.28	£912.66	£1043.04	£1173.42	£1434.18	£1694.94	£1955.70	£2346.84
POLICE	£136.98	£159.81	£182.64	£205.47	£251.13	£296.79	£342.45	£410.94
DISTRICT	£90.45	£105.53	£120.60	£135.68	£165.83	£195.98	£226.13	£271.36
TOTAL	£1,009.71	£1,178.00	£1,346.28	£1,514.57	£1,851.14	£2,187.71	£2,524.28	£3,029.14

In addition to the above charges you may receive a charge for Parish/Town Council expenses and Special Expenses incurred in Grantham, Stamford, Bourne, The Deepings and Langtoft. Please see the back page of this leaflet for the additional charges

The 2017/18 budgets have been prepared in line with the Council priorities which are detailed in this leaflet. The Council has taken the decision to increase it's portion of the Council Tax by £4 which equates to approximately 8p

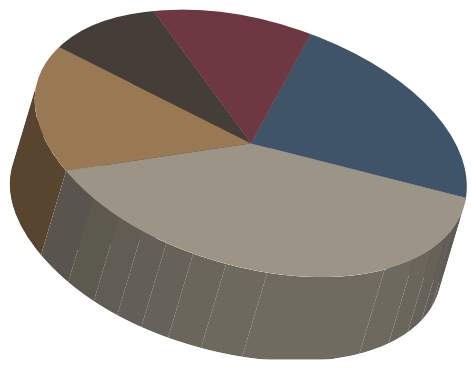
per week increase. This increase will contribute to enabling front line services to be maintained and continued investment in the delivery of the priorities to continue. The financial outlook remains very challenging and the Council is focused on continuing to drive out savings and efficiencies and introduce new ways of working to reduce cost.

Where the money comes from



Government Grants	6%
Fees and Charges	43%
Council Tax Payers	31%
Business Rates	20%

How the income is spent



Corporate	12%
Culture	22%
Environment	40%
Growth	16%
Housing	10%

Our Priorities

Creating the environment to



Grow the economy

- Support & facilitate the growth of business
- Enable delivery of attractive retail & leisure offer
- Easy to do business with - look to say yes
- Promote infrastructure to support growth
- Skills - high value employment
- Attractive as a destination for investment



Promote leisure, arts and culture

- Support and enable development of a diverse economy - daytime & evening
- Enable wide ranging leisure opportunities
- Enable access to a balanced culture & arts programme
- Promote our heritage & tourism



Keep SK clean, green and healthy

- Enable development of our parks and open spaces
- Clean and attractive street scene
- Sustain high levels of recycling
- Reduce the carbon footprint of our organisation
- Encourage active & healthy lifestyles



Support good housing for all

- Ensure the right mixture of housing meets local needs
- Enlarge the development of lifetime homes
- Support the creation of neighbourhoods and communities
- Reduce fuel poverty

District Council finance

Total Council Tax Budget Requirement

2016/17		2017/18
Net Expenditure £ 000		Net Expenditure £ 000
8,048	District Council tax requirement	8,430
51,294	Lincolnshire County Council tax requirement	54,117
9,157	Police & Crime Commissioner tax requirement	9,476
68,499	Total cost met by Council Taxpayers	72,023
138,000	Population	138,900
£496.37	Total cost per head	£518.52

Financial Reserves and Liabilities

Reserves and Balances	Bal. 1.4.16 £ 000	In Year Adjs. £ 000	Bal. 31.3.17 £ 000	In Year Adjs. £ 000	Bal. 31.3.18 £ 000
Revenue:					
- General Fund	20,917	210	21,127	-5,988	15,139
- Housing Revenue Account	6,403	-1,161	5,242	-1,535	3,707
Total Revenue:	27,320	-951	26,369	-7,523	18,846
Capital					
- General Fund	5,637	1,771	7,408	-3,810	3,598
- Housing Revenue Account:	19,532	3,862	23,394	1,031	24,425
Total Capital	25,169	5,633	30,802	-2,779	28,023
Total Reserves and Balances	52,489	4,682	57,171	-10,302	46,869
External Borrowing	109,765	-3,222	106,543	-4,222	102,321
Total Liabilities	109,765	-3,222	106,543	-4,222	102,321

Increased costs, reduced funding

Providing services within our budget is still a challenge for the council as costs rise and funding falls.

Increased costs for 2017/18 total around £26m. We've seen extra demand in many service areas, for example nearly £7m of our extra costs are from the care needs of the growing population of older people. Around £5m of our costs will come from the rise in the national minimum wage, and we're facing additional costs for disposing of waste, as well as from inflation.

At the same time, our government funding has been reducing and by 2020, it will have reduced by more than 90% since 2011. For 2017/18, our general government grant has fallen from £70m to £48m.

To find enough money to continue running our key services, we need to both increase our income and reduce our spending.

Savings, reserves and council tax

Residents will see an increase in our share of council tax this year of 1.95%, with an additional 2% 'adult care precept'. The income raised from this 2% increase will be spent entirely on adult care and will bring in around £5m, although this won't cover all of the additional costs in this area, such as from the living wage and increasing demand.

The council tax rise equates to an additional £44.59 per year for a Band D property (approximately 86p per week). It will bring in an extra £9.9m to the council in total.

In addition to this extra income, we have agreed almost £40m of savings and will be using around £18m of reserves. Our reserves however can only be used once, and we know we are facing further challenges in balancing our budgets in future years.

Still improving and investing

Despite the harsh financial backdrop, the council is continuing to invest in key infrastructure projects in Lincolnshire, and finding new and innovative ways of delivering and improving services.

Over the next year, we will be investing in road projects including the Lincoln Eastern Bypass and the second phase of the Grantham Southern Relief Road. We have allocated funding for the Spalding Western Relief Road and the Boston flood barrier.

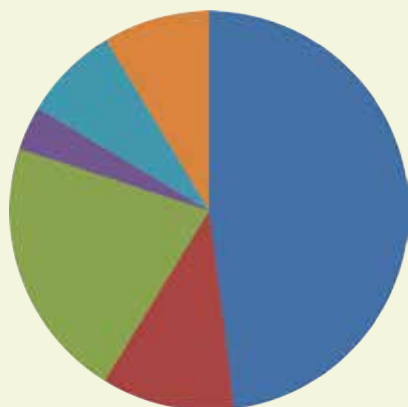
Other funding has been earmarked to create more school places, replace vital equipment for Lincolnshire Fire and Rescue and maintain and improve the county's roads.

Adult care precept

The Secretary of State for Communities and Local Government has made an offer to adult social care authorities. ("Adult social care authorities" are local authorities which have functions under Part 1 of the Care Act 2014, namely county councils in England, district councils for an area in England for which there is no county council, London borough councils, the Common Council of the City of London and the Council of the Isles of Scilly.)

The offer is the option of an adult social care authority being able to charge an additional "precept" on its council tax for financial years from the financial year beginning in 2016 without holding a referendum, to assist the authority in meeting expenditure on adult social care. Subject to the annual approval of the House of Commons, the Secretary of State intends to offer the option of charging this "precept" at an appropriate level in each financial year up to and including the financial year 2019-20.

2017/2018 Spending on services: £1,143m



■ Schools	£548m	48%
■ Children's Services	£123m	11%
■ Adult Care	£243m	21%
■ Capital Financing Charges	£41m	3%
■ Environment and Economy	£89m	8%
■ Other Services	£99m	9%

2017/2018 Capital investment: £138m



■ Children's Services	£17m	13%
■ Environment and Economy Protecting the Environment	£13m	9%
■ Environment and Economy New Road Schemes	£35m	26%
■ Environment and Economy Other	£42m	30%
■ Other Services	£31m	22%

Note

Children's Services includes: Readiness for School, Learn and Achieve, Children are Safe & Healthy and Readiness for Adult Life.

Adult Care includes: Adult Safeguarding, Adult Frailty, Long Term Conditions and Physical Disability, Carers and Adult Specialities.

Environment and Economy includes: Sustaining & Developing Prosperity Through Infrastructure, Protecting & Sustaining the Environment, Sustaining & Growing Business & the Economy and Community Assets and Resilience.

Other Services includes: Protecting the Public, How We Do Our Business, Enablers & Support to Council's Outcomes, Contingency and Other Budgets.

Where the money comes from

The table below shows how we get our total income of £1,124.7m:

	2017/18 (£m)	2017/18 (%)
Revenue Support Grant	48.3	4.3
Business Rates	106.8	9.5
Council Tax	264.9	23.6
Dedicated Schools Grant	516.0	45.9
Grants & Contributions	124.5	11.1
Other Income (Fees & Charges)	64.2	5.6
Total	1,124.7	100.0

Our share of the Council Tax

Lincolnshire County Council has increased its share of the Council Tax in 2017/2018. The table below shows the amount you pay towards our services. (This does not include the amounts you pay for district councils, parish councils or the Police and Crime Commissioner for Lincolnshire).

	Amount 2015/16	Amount 2016/17
Band A	£752.55	£782.28
Band B	£877.98	£912.66
Band C	£1003.40	£1,043.04
Band D	£1,128.83	£1,173.42
Band E	£1,379.68	£1,434.18
Band F	£1,630.53	£1,694.94
Band G	£1,881.38	£1,955.70
Band H	£2,257.66	£2,346.84

Our borrowing

Like most local authorities, we borrow money to pay for long-term investment in the county's roads, schools and buildings. On 31 March 2016 we owed £486m.

Annual repayments on that borrowing remain well within the Council's prudent limit of 10% of total income.

Flood Defence

The Environment Agency is responsible for protecting people and property against flooding from sea and rivers. The majority of its funding comes from the Department for the Environment and Rural Affairs (Defra), but Lincolnshire County Council is also making a contribution of £0.634m for 2017/18 (£0.639m for 2016/17).

What you actually pay for services

	Spending £m	Income £m	Spending minus income £m	Estimated cost per resident £
2017/18				
Children's Services	150.2	19.5	130.7	177.22
Schools	550.7	550.7	0.0	0.00
Adult Care and Community Wellbeing	275.6	97.9	177.7	241.17
Environment & Economy	138.8	13.1	125.7	170.54
Other Services	78.0	12.0	66.0	89.65
Pension Contribution from Services	-6.1	0.0	-6.1	-8.30
*Capital projects adjustment-see note below	-44.5	-5.8	-38.7	-52.53
Total planned spending	1,142.7	687.4	455.3	617.75
Contributions to/from savings	-18.0	0.0	-18.0	-24.39
Budget requirement	1,124.7	687.4	437.3	593.36

	Spending £m	Income £m	Spending minus income £m	Estimated cost per resident £
2016/17				
Children's Services	143.40	18.50	124.90	170.71
Schools	529.30	529.30	0.0	0.00
Adult Care and Community Wellbeing	271.80	88.00	183.80	251.17
Environment and Economy	145.70	19.10	126.60	173.01
Other Services	61.90	10.10	51.80	70.96
Pension Contribution from Services	-13.80	0.00	-13.8	-18.90
*Capital projects adjustment-see note below	-19.60	-12.20	-7.4	-10.09
Total planned spending	1,118.70	652.80	465.90	636.86
Contributions to/from savings	-21.00	0.0	-21.00	-28.66
Budget requirement	1,097.70	652.80	444.90	608.20

* The difference between what we spend on capital projects and the charges which we must include in spending on services. The use of a minus (-) in front of a figure shows that income has been received and therefore taken off total spending.

Note

Children's Services includes: Readiness for School, Learn and Achieve, Children are Safe & Healthy and Readiness for Adult Life.

Adult Care includes: Adult Safeguarding, Adult Frailty, Long Term Conditions and Physical Disability, Carers and Adult Specialities.

Environment and Economy includes: Sustaining & Developing Prosperity Through Infrastructure, Protecting & Sustaining the Environment, Sustaining & Growing Business & the Economy and Community Assets and Resilience.

Other Services includes: Protecting the Public, How We Do Our Business, Enablers & Support to Council's Outcomes, Contingency and Other Budgets.

A Message from The Police and Crime Commissioner for Lincolnshire MARC JONES



WHEN I was elected as the new Police and Crime Commissioner for Lincolnshire I made it clear there were several priorities I would address.

High on that list was ensuring the PCC's office ensured it spent tax payers' money wisely.

But equally important is the need for effective crime prevention, to protect and support victims and the vulnerable and to continue improving community safety.

With these priorities at the forefront I have released my Community Safety, Policing and Criminal Justice plan, which sets out my goals to deliver on those promises over the next four years.

The plan is based upon four key building blocks:

- Working together to prevent crime
- Effective policing, there when you need it and responsive to differing communities
- Making sure the people of Lincolnshire have their say in shaping priorities
- Making sure the whole criminal justice system works for those who need it

One reality that has become clear is the best way for our communities to be Safer Together is if all organisations work together.

Not just police but local councils, probation service, health bodies and others are critical to success.

There are some harsh financial realities facing Lincolnshire Police. The county receives the third lowest amount of central Government funding per head of population at just £88.

Compare that to neighbouring counties – with Norfolk receiving £99 per head, Nottinghamshire

£119 and Humberside £132 – you get some idea of the scale of the challenge.

To offset the cut in funding from the Government this year I have set an increase of 1.97% in the police precept - most households less than 10p a week.

We await Government's new funding formula for police and this year I have agreed to spend most of our budget reserve, some £4 million, to ensure services are protected.

Next year we will not be able to repeat this use of reserves as they simply won't be there.

But to suggest the future is doom and gloom would be entirely wrong.

Even with the current budget constraints I am confident we have enough resources to innovate and develop our policing to continue to be amongst the best in the UK.

I am looking at new ways to create an even more effective force, equipped with the best technology available, to ensure we continue to keep our communities and residents safe.

I am confident I am already making good progress on all our priorities and I look forward to the next four years working with the public and partners in Lincolnshire.

One thing I am sure of, if we work in partnership, we will all be Safer Together.



Lincolnshire
POLICE & CRIME COMMISSIONER
SAFER TOGETHER



**Lincolnshire
POLICE & CRIME COMMISSIONER**
SAFER TOGETHER

I am always keen to hear from the people of Lincolnshire.

You can contact me in the following ways:

Web: www.lincolnshire-pcc.gov.uk

Phone: **01522 947192**

Email: Lincolnshire-pcc@lincs.pnn.police.uk

You can write to me at:

Office of the Police and Crime Commissioner

Lincolnshire Police Headquarters,
Deepdale Dale, Nettleham,
Lincoln. LN2 2LT

Property Band	Cost last year (£)	Increase this year (£)	Cost this year (£)	Increase per week (pence)
A	134.34	2.64	136.98	5
B	156.73	3.08	159.81	6
C	179.12	3.52	182.64	7
D	201.51	3.96	205.47	8
E	246.29	4.84	251.13	9
F	291.07	5.72	296.79	11
G	335.85	6.60	342.45	13
H	403.02	7.92	410.94	15

What money do we receive and how is it spent?

The Police and Crime Commissioner's total funding for 2017/18 is budgeted to be £118.3 million.

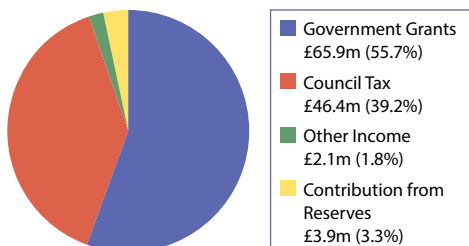
The majority of this income (55.7%) comes from government grants, 39.2% comes from council tax.

The majority of the budgeted expenditure is spent on the direct cost of employing police officers, with the rest spent on support staff, vehicles and the other services they need to perform their duties.

Income

Government Grants	55.7%	£65.9m
Council tax	39.2%	£46.4m
Other income	1.8%	£2.1m
Contribution from Reserves	3.3%	£3.9m
Total	100.0%	£118.3m

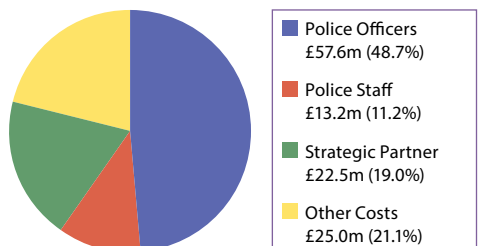
Income (in £ millions)



Expenditure

Police Officers	48.7%	£57.6m
Police Staff	11.2%	£13.2m
Strategic Partner	19.0%	£22.5m
Other costs	21.1%	£25.0m
Total	100.0%	£118.3m

Expenditure (in £ millions)



Town and Parish Precepts

Town or Parish	2017/18 Parish Precept	2017/18 Allocated C Tax support grant	2017/18 Total	Band D equiv.	Town or Parish	2017/18 Parish Precept	2017/18 Allocated C Tax support grant	2017/18 Total	Band D equiv.
Town and Parish Councils	£	£	£	£		£	£	£	£
Grantham	41,343	3,507	44,850	3.87	Harlaxton	16,736	296	17,032	49.68
Stamford	488,454	14,573	503,027	70.83	Heydour	4,866	90	4,956	32.13
Bourne	139,055	2,424	141,479	26.28	Honington	0	0	0	-
Market Deeping	200,439	5,333	205,772	93.24	Horbling	0	0	0	-
Allington	17,531	469	18,000	51.12	Hougham	1,364	36	1,400	17.55
Ancaster	25,285	1,044	26,329	45.72	Hough on the Hill	5,931	119	6,050	35.64
Aslackby & Laughton	3,768	132	3,900	34.47	Ingoldsby	4,566	0	4,566	39.96
Barholm & Stowe	300	0	300	9.00	Irham	1,400	0	1,400	12.60
Barkston & Syston	13,327	338	13,665	54.63	Kirkby Underwood	925	32	957	11.43
Barrowby	34,938	1,202	36,140	49.41	Langtoft	20,801	215	21,016	27.63
Baston	11,823	238	12,061	20.34	Lenton, Keisby & Osgodby	1,000	0	1,000	15.21
Belton & Manthorpe	750	0	750	3.60	Little Bytham	3,611	139	3,750	32.85
Billingborough	13,574	581	14,155	29.70	Little Ponton & Stroxton	581	19	600	8.55
Bitchfield & Bassingthorpe	0	0	0	-	Londonthorpe & Harrowby without	29,014	986	30,000	17.19
Boothby Pagnell	750	0	750	11.79	Long Bennington	41,937	488	42,425	45.18
Braceborough & Wilsthorpe	2,666	0	2,666	19.08	Marston	4,439	41	4,480	28.89
Burton Coggles	150	0	150	3.69	Morton	14,780	220	15,000	18.00
Careby, Aunby & Holywell	1,115	0	1,115	14.49	Old Somerby	2,290	32	2,322	25.38
Carlby	7,123	177	7,300	34.92	Pickworth	1,500	0	1,500	20.25
Carlton Scroop & Normanton	6,610	175	6,785	53.01	Pointon & Sempringham	5,000	107	5,107	26.37
Castle Bytham	10,781	219	11,000	36.72	Rippingale	17,803	367	18,170	52.38
Caythorpe	28,159	729	28,888	55.26	Ropsley, Humby, Braceby & Sapperton	9,212	210	9,422	28.89
Claypole	17,843	154	17,997	35.01	Sedgebrook	8,519	35	8,554	59.76
Colsterworth, Gunby, Stainby & North Witham	32,028	479	32,507	42.93	Skillington	4,569	131	4,700	34.02
Corby Glen	10,857	137	10,994	27.27	South Witham	22,175	1,185	23,360	47.97
Counthorpe & Creeton	0	0	0	-	Stoke Rochford & Easton	3,000	0	3,000	35.28
Deeping St. James	113,718	2,537	116,255	47.16	Stubton	1,177	23	1,200	16.11
Denton	4,844	23	4,867	40.23	Swayfield	2,902	49	2,951	20.07
Dowsby	1,836	164	2,000	34.56	Swinstead	3,085	245	3,330	37.98
Dunsby	800	0	800	17.91	Tallington	5,020	0	5,020	20.25
Edenham	2,683	67	2,750	23.58	Thurby	24,483	320	24,803	30.78
Fenton	0	0	0	-	Toft, Lound & Manthorpe	0	0	0	-
Folkingham	10,428	363	10,791	38.79	Uffington	3,953	47	4,000	12.51
Foston	9,862	138	10,000	45.00	Welby	1,545	0	1,545	18.90
Fulbeck	6,428	122	6,550	29.61	Westborough & Dry	1,964	36	2,000	13.41
Greatford	2,919	0	2,919	22.95	Doddington	3,675	125	3,800	31.59
Great Gonerby	23,697	1,852	25,549	32.85	West Deeping	1,786	50	1,836	18.09
Great Ponton	7,000	194	7,194	55.80	Witham-on-the-Hill	6,218	282	6,500	45.45
Haconby & Stainfield	1,492	28	1,520	8.10	Woolsthorpe	400	0	400	21.24
					Wyville-cum-Hungerton				
Sub Total	1,294,376	37,399	1,331,775		Total	1,576,603	43,324	1,619,927	